

RC-FS10

Virtual radio / dispatch software for an IDAS™ MultiTrunk or conventional system

Control your radio system from a remote office with the RC-FS10 remote communicator. It creates a virtual radio/dispatcher on a Windows® PC. The PC software provides a minimum set of programmable dispatcher radio control functions, like simple repeater control.

The communicator allows for scalable capacity. One remote communicator can connect up to 8 repeaters, or 8 remote communicators can connect to one repeater.



IDAS™
ICOM DIGITAL ADVANCED SYSTEM

*IP virtual
radio*

*Virtually link up to
16 IDAS repeaters*

*Coordinate your
in-the-field staff
remotely with
voice and data
sent from a PC...*

*...around the state,
around the country,
around the world*



characters). There are also three levels of password security.

Included with the RC-FS10 is the CT-24 USB vocoder unit. The CT-24 is a digital voice converter unit, which digitally compresses the voice into a digital data stream. It also has an ESN used for unit identification.

The optional CT-23, desktop microphone adapter, allows the user to attach the SM-26 desktop mic or an HM-152 speaker microphone to the computer. The microphone will work just like it would if it were connected to a radio. A PC headset can also be used. The PTT function is provided by a screen button in case a PC headset is used.

SDK / API documentation for third party software developers is available under agreement. Contact Icom America for details.

The PC software will provide a set of programmable functions (see page 2), as well as simple repeater control such as channel changing capability.

The software is easy to use with a flexible button layout on the PC monitor. Users can program capabilities found in subscriber units on their PC like stun, revive, emergency, status, etc. Users can also log calls and text messages to other users (up to 10



***Around your campus,
across your county
and even around the country.***

***Coordinate your in-the-field workforce
using IDAS™ Remote Communicators.***

Site tab

Program up to 8 different IDAS systems to monitor (8 CT-24's required). Up to 8 remote communicators can connect to a single repeater.

Selective call

When the selective call button is clicked, the selective call setting screen pops up and you can directly address the destination ID. Individual and group call buttons provide shortcuts to the frequently used destination ID.

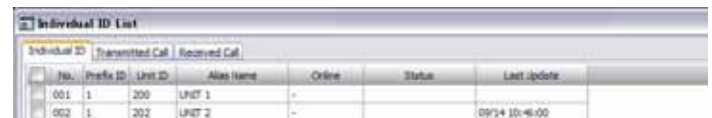


Function buttons

Program up to 40 function buttons. Individual call, group call, selective call, all call, stun, revive, kill, remote monitor, radio check, call alert, status call, status polling, emergency call, emergency alert, base (repeater) memory channel and repeater status are programmable.

Individual ID list & Talkgroup ID list

The individual ID list and talkgroup ID list show all individual ID and group ID names. You can select the destination ID and make a call from the list



Repeater Status

When the repeater status button is clicked, status information of the repeaters is displayed. The status information contains power supply voltage, PLL lock voltage, temperature and cooling fan status.



Communication log

The log area displays communication and operation logs. The log file is automatically stored in a designated folder.

PTT button

Click the PTT button to make a call. When used with the SM-26 or HM-152 microphones, both the microphone's PTT button and the PTT button on the screen can be used.

User authentication

A login system provides three levels of user access control for protecting the IDAS network settings and use of the system itself.



Alias

The Alias area displays caller and called IC/name information.

DTMF entry

Up to a 31 digit DTMF code can be sent.

Short Data Message & Status Call

Program up to 10 short data messages and up to 100 status messages for quick selection or write the short data message in the box.

Application Sample 1: Single Site System

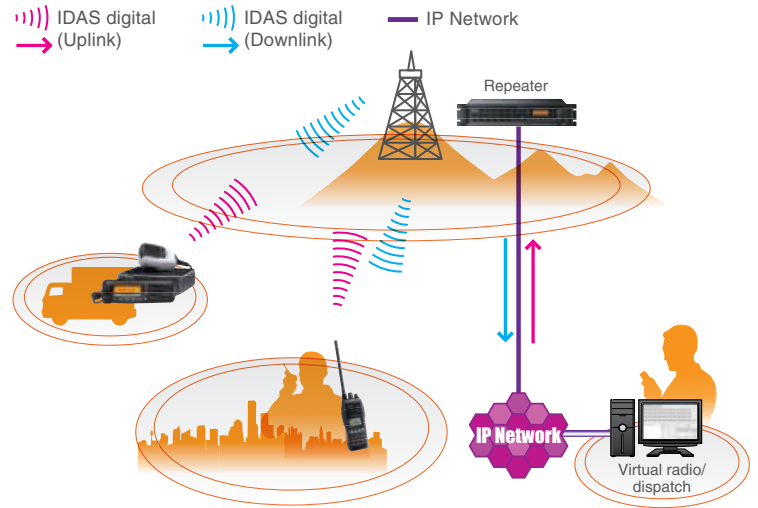
For dispatch desks in large, multi-storied or remote buildings where non-IP radio connections from the base radio to the main antenna would be inefficient, overly expensive, or not possible.

Use the RC-FS10 on a laptop and reach back to the repeater while away from the office.

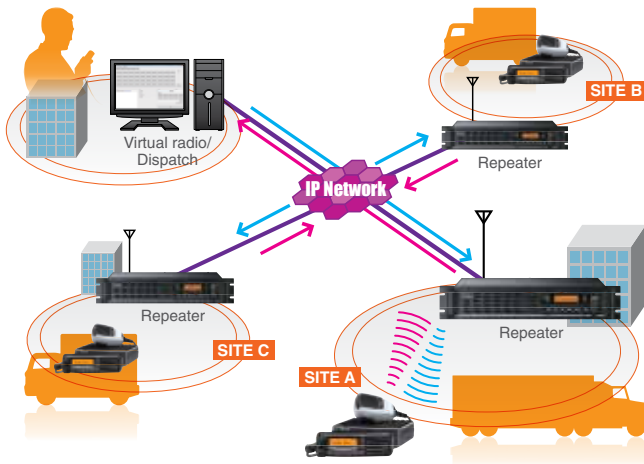
Also applicable for companies with dispatch locations far distant from the rest of the radio system.

Designed for:

- Delivery companies
- Waste management
- School districts
- Hospitals
- Utilities
- Security companies
- Large casinos
- Correctional facilities



Legend: IDAS digital (Uplink) (pink arrow), IDAS digital (Downlink) (blue arrow), IP Network (purple line)



Application Sample 2: Multi-Site System

One company with multiple branch sites and multiple repeaters who want to control everything remotely, whether across town or from around the globe. Up to 16 IDAS repeaters (sites) can work on one network.

Designed for:

- Large companies or agencies of all types

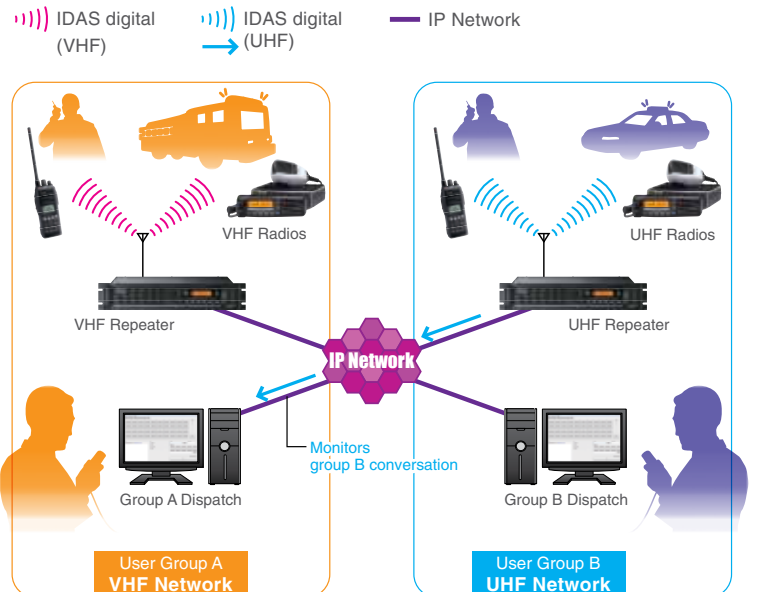
One RC controls up to 8 IDAS repeaters
One IDAS repeater can be connected to up to 8 RCs
Connect up to 128 RC units within an IDAS network

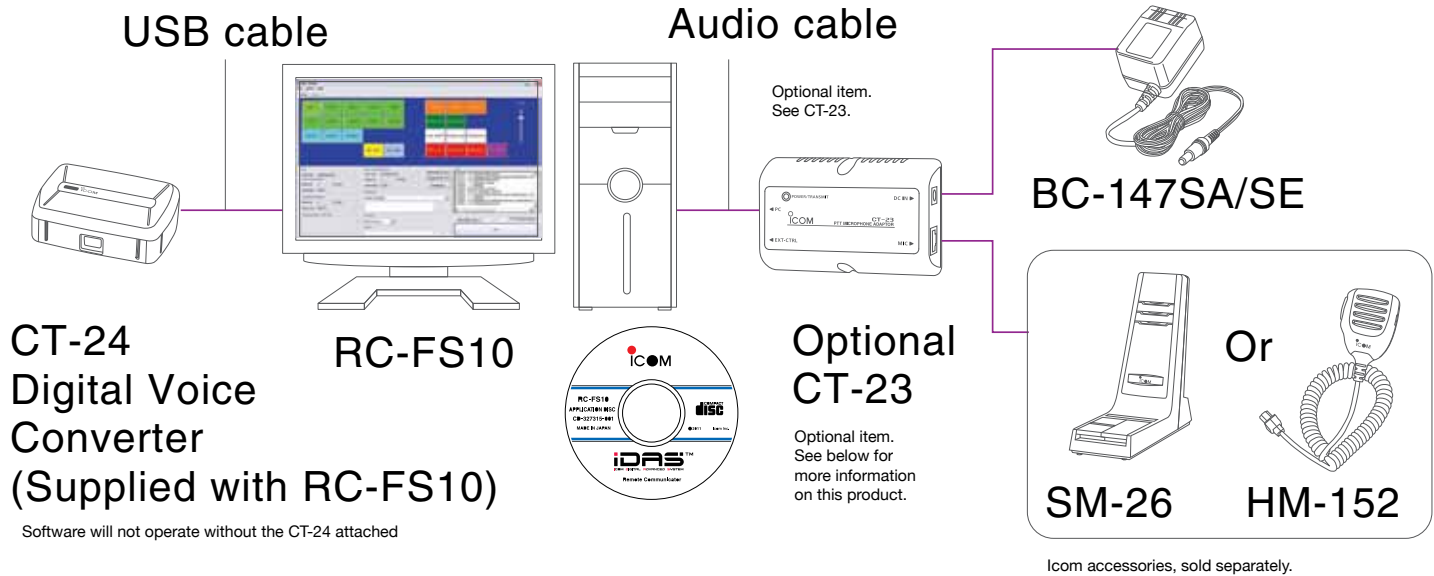
Application Sample 3: Monitoring Different User Groups

Connecting different radio systems, even those using different frequency bands, via IP to achieve seamless voice and data communications.

Designed for:

- Public safety agencies looking for affordable interoperability
- Recently merged companies who need to reconcile incompatible radio systems
- Large companies or agencies operating different radio systems who want to bring their communications under one umbrella





A TYPICAL RC INSTALLATION REQUIRES:

- A Windows® based PC
- RC-FS10 software installed into the PC
- CT-24 digital voice converter unit
- Optional CT-23 PTT microphone converter that allows an SM-26 or HM-148 to connect to the PC



The CT-23 comes with a 3.5 mm audio cable for connecting to a PC, and comes with the BC-147SA/SE power supply (USA).

A third party microphone or headset may be used with the RC-FS10 in place of the CT-23 and HM-152 or SM-26.

SYSTEM REQUIREMENTS

- Operating system: Windows® XP SP3 or later (32-bit)
Windows Vista® SP2 or later (32-bit/64-bit)
Windows 7® (32-bit/64-bit)
- CPU: Intel® Pentium®4, 1.6GHz CPU or better
- Memory: 512MB or higher (for Windows® XP)
- Hard disk space: 100MB of disk space
- Audio: DirectSound compatible audio (Frequency response up to 20kHz, sampling rate 48kHz)
- Display resolution: 1024 x 768 pixel or more
- Other: CD-ROM drive, USB 1.1 or 2.0 port, 10Mbps or faster Ethernet interface speaker, microphone or headset



IP virtual radio

©2012 Icom America Inc. The Icom logo is a registered trademark of Icom Inc. The IDAS logo and name are trademarks of Icom Inc. All other trademarks remain the property of their respective owners. All information is subject to change without notice or obligation. Information is intended for USA consumers, please consult with your Icom distributor or dealer in other countries. 41237

Icom Inc. 1-1-32, Kami-minami, Hirano-ku, Osaka 547-0003, Japan Phone: +81 (06) 6793 5302 Fax: +81 (06) 6793 0013 www.icom.co.jp/world

Count on us!

Icom America Inc.
2380 116th Avenue NE,
Bellevue, WA 98004, U.S.A.
Phone: +1 (425) 454-8155
Fax: +1 (425) 454-1509
E-mail: sales@icomamerica.com
URL: <http://www.icomamerica.com>

Icom New Zealand
146A Harris Road, East Tamaki,
Auckland, New Zealand
Phone: +64 (09) 274 4062
Fax: +64 (09) 274 4708
E-mail: inquiries@icom.co.nz
URL: <http://www.icom.co.nz>

Icom (UK) Ltd.
Unit 9, Sea St., Herne Bay,
Kent, CT6 8LD, U.K.
Phone: +44 (01227) 741741
Fax: +44 (01227) 741742
E-mail: info@icomuk.co.uk
URL: <http://www.icomuk.co.uk>

Asia Icom Inc.
6F No. 68, Sec. 1 Cheng-Teh Road,
Taipei, Taiwan, R.O.C.
Phone: +886 (02) 2559 1899
Fax: +886 (02) 2559 1874
E-mail: sales@asia-icom.com
URL: <http://www.asia-icom.com>

Your local distributor/dealer:

Icom Canada
Glenwood Centre #150-6165 Highway 17,
Delta, B.C., V4K 5B8, Canada
Phone: +1 (604) 952-4266
Fax: +1 (604) 952-0090
E-mail: info@icomcanada.com
URL: <http://www.icomcanada.com>

Icom (Europe) GmbH
Communication Equipment
Auf der Krautweide 24
65812 Bad Soden am Taunus, Germany
Phone: +49 (6196) 76685-0
Fax: +49 (6196) 76685-50
E-mail: info@icom-europe.com
URL: <http://www.icomeurope.com>

Icom France s.a.s.
Zac de la Plaine,
1 Rue Brindejonc des Moulinais, BP 45804,
31505 Toulouse Cedex 5, France
Phone: +33 (5) 61 36 03 03
Fax: +33 (5) 61 36 03 00
E-mail: icom@icom-france.com
URL: <http://www.icom-france.com>

Beijing Icom Ltd.
10C07, Long Silver Mansion, No.88, Yong Ding
Road, Haidian District, Beijing, 100039, China
Phone: +86 (010) 5889 5391/5392/5393
Fax: +86 (010) 5889 5395
E-mail: bjicom@bjicom.com
URL: <http://www.bjicom.com>

Icom (Australia) Pty. Ltd.
Unit 1 / 103 Garden Road,
Clayton, VIC 3168 Australia
Phone: +61 (03) 9549 7500
Fax: +61 (03) 9549 7505
E-mail: sales@icom.net.au
URL: <http://www.icom.net.au>

Icom Spain S.L.
Ctra. Rubi, No. 88 "Edificio Can Castanyer"
Bajos A 08174, Sant Cugat del Valles,
Barcelona, Spain
Phone: +34 (93) 590 26 70
Fax: +34 (93) 589 04 46
E-mail: icom@icomspain.com
URL: <http://www.icomspain.com>

Icom Polska
81-850 Sopot, ul. 3 Maja 54, Poland
Phone: +48 (58) 550 7135
Fax: +48 (58) 551 0484
E-mail: icompolkska@icompolkska.com.pl
URL: <http://www.icompolkska.com.pl>