


2x9 elements Yagi antenna

144 to 146 MHz

Part Nr. 20818



Electrical data

Radiation at 144.5 MHz

Effective electrical length	: 1.65 λ
Isotropic gain	: 13.1 dBi
Aperture angle @ -3 dB	
- E-plane	: 2 x 20.2°
- H-plane	: 2 x 23.0°
First side lobe set	
- E-plane	: - 20.5 dB @ 54°
- H-plane	: - 13.6 dB @ 58°
Rear protection	: - 19 dB
Average stray radiation	
- E-plane	: - 35 dB
- H-plane	: - 24 dB

Bandwidth

Gain @ -1 dB	
Nominal impedance	: 140 to 148 MHz
Impedance match bandwidth @ SWR <1.3/1.....	: 50 Ω
Acceptable RF power (continuous duty)	: 143.4 to 146.2 MHz
Required phase delay between frontmost and rearmost driven element	: 1000 W
Array of 2 or 4 antennas	: 72°

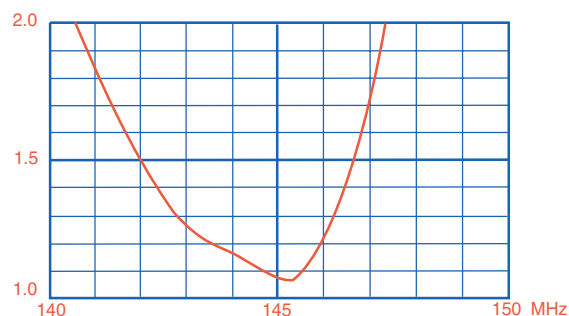
(optimized stacking distance. from center to center of elements. for minimal side lobe radiation)

- Electrical distance	: 1.33 λ
- Pratical distance	: 2.77 m

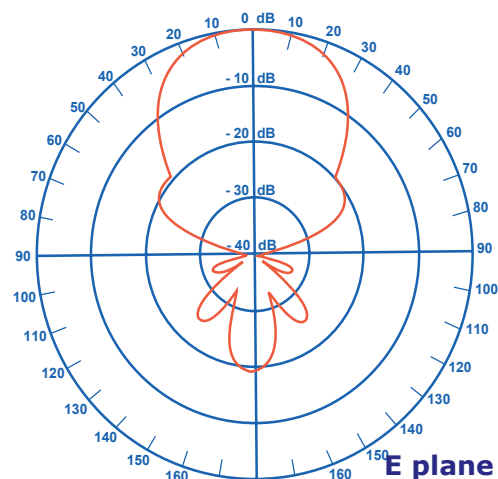
Mechanical data

Connector	: N
Overall length	: 3.57 m
Mass	: 3.3 kg
Effective wind load.....	: 0.15 m ²
Approximate wind load (25 m/s - 55 mph)	: 5.6 daN
Approximate wind load (45 m/s - 100 mph)	: 18.2 daN

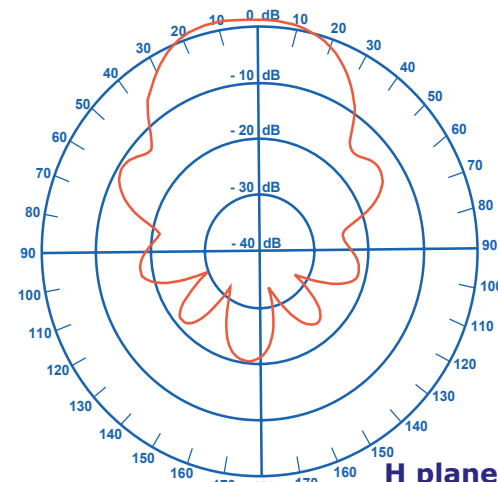
SWR curve



Radiation patterns



E plane



H plane

*Autoryzowany
Przedstawiciel
w Polsce:*

abel &
profit
centrum radiokomunikacji

INRADIO
ABEL & PRO-FIT Centrum Radiokomunikacji
ul. Puzkina 80 92-516 Łódź Poland
tel. (+42) 649 28 28 fax: (+42) 677 04 71
e-mail: biuro@inRADIO.pl
internet: www.inRADIO.pl

