

DIAMOND
ANTENNA

COMMUNICATION WORLD

ANTENNAS / ACCESSORIES

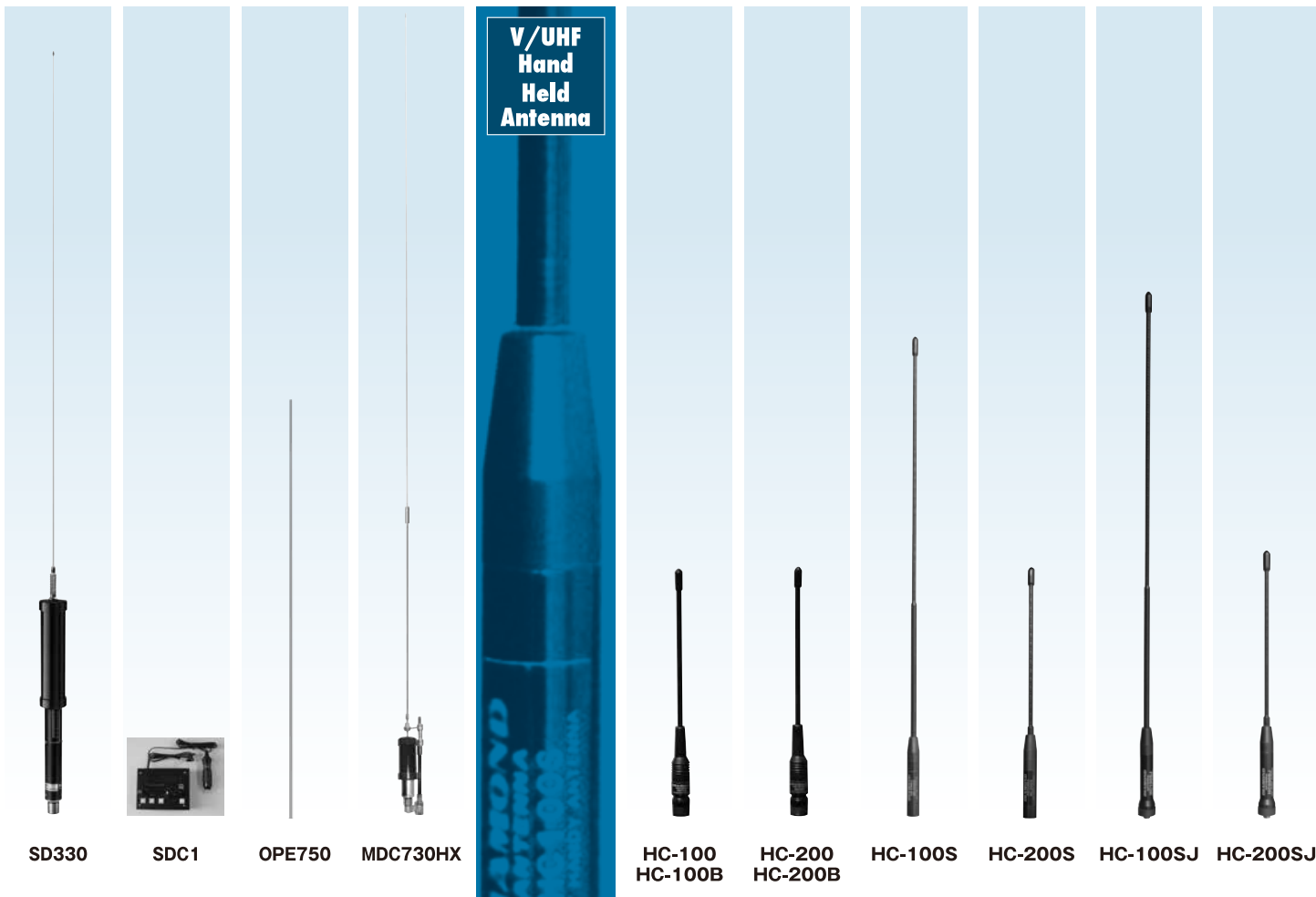
CATALOG

6

MOBILE WHIP ANTENNAS
MOBILE RECEIVING ANTENNAS
FIXED STATION ANTENNAS
MOBILE TELEPHONE TYPE ANTENNAS
INDOOR PORTABLE ANTENNAS
TRAP DIPOLE ANTENNAS
GROUND PLANE ANTENNAS
ANTENNAS FOR HANDHELD TRANSCEIVERS
EXTERNAL SPEAKERS
SWR/POWER METERS
COAXIAL SWITCHES
SURGE PROTECTORS
DC POWER SUPPLIES
DC/DC CONVERTERS
DUMMY LOADS DUPLEXERS
COAXIAL CABLES
ANTENNA BRACKETS
MAGNET ANTENNA BASES
CRIP TYPE ANTENNA BASES
AND OTHERS

Anteny handy VHF/UHF

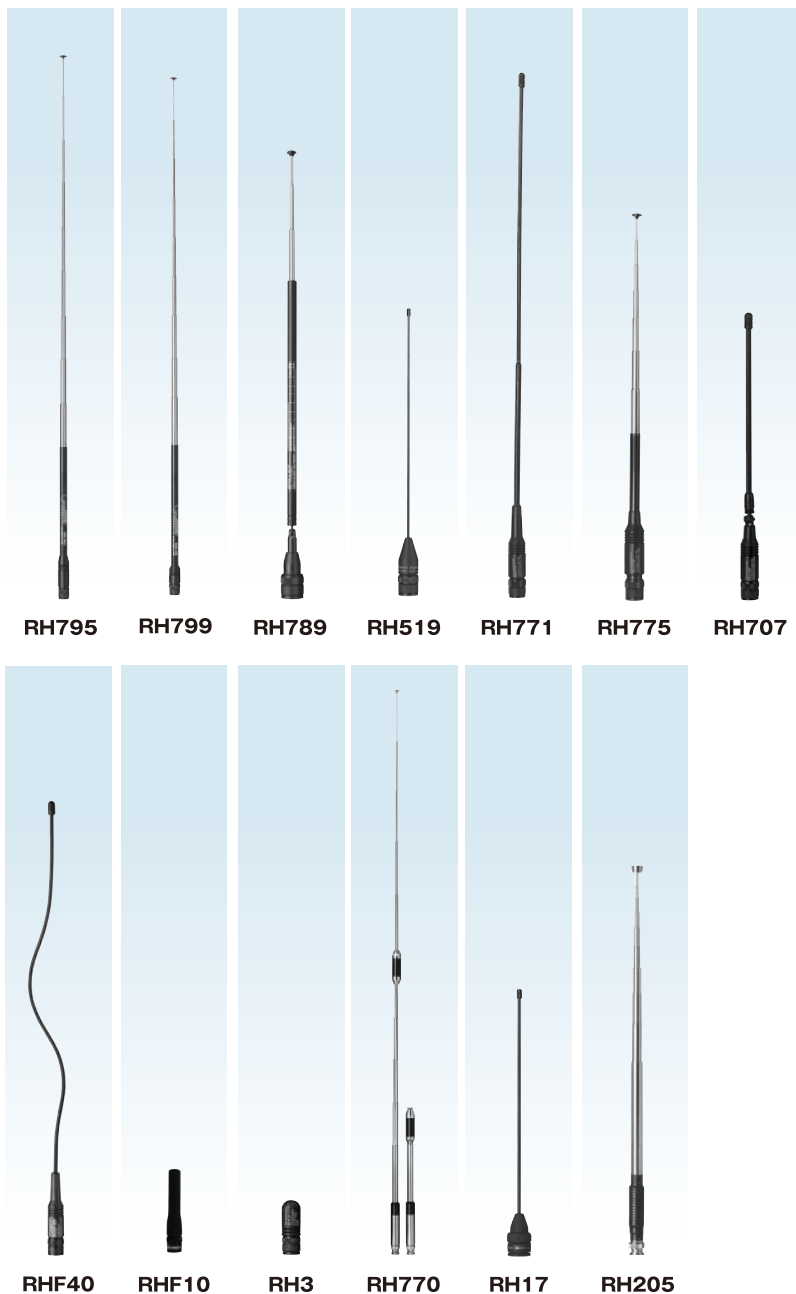
Commercial antennas



Model	Frequency	Gain	Max. power rating	Length	Weight	Connector	Type
V/UHF Mobile Whip Antenna with Cutting Chart							
M150GS	134 to 174MHz	2.15dBi	200W	0.58m	160g	MP	1/4λ
M150GSA	144 to 174MHz	2.15dBi	200W	0.50m	110g	MP	1/4λ
M285S	144 to 174MHz	3.4dB	200W	1.33m	180g	MP	5/8λ
M285H	134 to 174MHz	3.4dB	250W	1.40m	200g	MP	5/8λ
DP-NR2C	144 to 174MHz	4.1dB	150W	1.41m	200g	MP	6/8λ
DP-NR22L	144 to 160MHz	6.5dB	100W	2.46m	500g	MP	2 x 5/8λ radialless
DP-NR22LH	144 to 174MHz	6.5dB	280W	2.52m	520g	MP	2 x 5/8λ radialless
CL2E	144 to 174MHz	4.1dB	200W	1.45m	220g	MP	6/8λ
MC-100	134 to 174MHz	2.15dBi	70W	0.52m	390g	MP	1/4λ magnet mount antenna (with RG58/U 4m)
MC-101	134 to 174MHz	3.4dB	200W	1.42m	180g	MP	5/8λ
MC-101S	117 to 174MHz	3.4dB	200W	1.62m	180g	MP	5/8λ
MC-200	340 to 520MHz	3.4dB	250W	0.57m	170g	MP	5/8λ
MC-201	340 to 520MHz	2.15dBi	100W	0.31m	370g	MP	1/4λ magnet mount antenna (with RG58/U 4m)
MC-202	340 to 520MHz	3.4dB	200W	0.54m	130g	MP	5/8λ
MC203A	430 to 470MHz	5.5dBi	200W	0.86-0.97m	210g	MP	2 x 5/8 λ
MC203B	460 to 490MHz	5.5dBi	200W	0.86-0.97m	210g	MP	2 x 5/8 λ
VHF Mobile Wide Band Antenna							
MC103A	132 to 155MHz	3.2dBi	200W	1.515m	430g	MP	3/4 λ
MC103B	150 to 172MHz	3.2dBi	200W	1.41m	390g	MP	3/4 λ
HF Mobile Antenna							
TK1173A	2 to 30MHz	—	—	2.2m	3.3kg	—	—
SD330	3.5 to 30MHz	—	200W (SSB)	1.85m	1.1kg	MP	1/4 λ center loading
SDC1	—	Please refer to P.12 for the details.					
OPE750	7 to 50MHz	—	—	770mm	—	—	Optional element for SD330
MDC730HX	7 to 30MHz	—	200W(SSB),70W(FM,CW)	—	700g	—	Coil only (Optional coil for MD200)
V/UHF Hand held Antenna with Cutting Chart							
HC-100/B	134 to 174MHz	2.15dBi	10W	0.19m	45g	TNCP/BNCP	1/4λ,120/150/300/450/800/900MHz receiving only
HC-200/B	350 to 520MHz	2.15dBi	10W	0.19m	45g	TNCP/BNCP	1/4λ,120/150/300/450/800/900MHz receiving only
HC-100S	134 to 174MHz	2.15dBi	10W	0.40m	39g	SMAP	1/4λ,120/150/300/450/800/900MHz receiving only
HC-200S	350 to 520MHz	2.15dBi	10W	0.20m	27g	SMAP	1/4λ,120/150/300/450/800/900MHz receiving only
HC-100SJ	134 to 174MHz	2.15dBi	10W	0.40m	39g	SMAJ	1/4λ,120/150/300/450/800/900MHz receiving only
HC-200SJ	350 to 520MHz	2.15dBi	10W	0.20m	27g	SMAJ	1/4λ,120/150/300/450/800/900MHz receiving only

Amateur radio antennas

HF/V/UHF Hand Held Antenna (BNCP)




Model	Frequency	Gain	Max. power rating	Length	Weight	Connector	Type
HF/V/UHF Hand Held Antenna (BNCP)							
RH795	70 to 1000MHz Wide-band antenna	2.15dBi	10W	115cm(full length), 19.5cm(retracted)10 stages	65g	BNC-P	1/4λ(70 to 300MHz),telescopic whip antenna
RH799	70 to 1000MHz Wide-band antenna	2.15dBi	10W	113.5cm(full length), 19.5cm(retracted)10 stages	65g	BNC-P	1/4λ(70 to 300MHz), 180 degrees tilt angle adjustable, telescopic whip antenna
RH789	95MHz to 1100MHz	2.15dBi(95 to 300MHz), 3.2dBi(300 to 1100MHz)	10W	80.5cm(full length), 19.5cm(retracted) 6 stages	35g	BNC-P	1/4λ(95 to 300MHz), 5/8λ (300 to 1100MHz),AM/FM receiving (at full length), omnidirectionally foldable structure
RH519	144/430MHz(2m/70cm)	—	10W	20cm	15g	BNC-P	1/4λ, 120/150/300/450/800MHz for receiving only
RH771	144/430MHz(2m/70cm)	2.15dBi(430MHz)	10W	40cm	42g	BNC-P	1/4λ(144MHz),1/2λ radialless(430MHz), 120/150/300/450/800/900MHz for receiving only
RH775	144/430MHz(2m/70cm)	2.15dBi(430MHz)	10W	41cm(full length), 14cm(retracted) 8 stages	35g	BNC-P	1/4λ(144MHz),1/2λ radialless(430MHz), 120/150/300/450/800/900MHz for receiving only
RH707	144/430MHz(2m/70cm)	—	10W	21cm	35g	BNC-P	1/4λ(144/430MHz), 120/150/300/450/800/900MHz for receiving only, 180 degrees tilt angle adjustable
RHF40	144/430/1200MHz(2m/70cm/23cm)	—	10W	40.5cm	40g	BNC-P	1/4λ(144/430/1200MHz), 120/150/300/450/800/900MHz for receiving only
RHF10	144/430MHz(2m/70cm)	—	6W	0.75cm	20g	BNC-P	1/4λ, Air band/150/300/450/800/900MHz receiving only
RH3	144/430/1200MHz(2m/70cm/23cm)	—	10W	4.5cm	18g	BNC-P	1/4λ (144/430/1200MHz), 120/150/300/450/800/900MHz for receiving only
RH770	144/430MHz(2m/70cm)	3.0dB(144MHz), 5.5dB(430MHz)	20W	93cm (retracted 22.3cm) 10 stages	85g	BNC-P	1/2λ radialless(144MHz),2x5/8λ radialless(430MHz), 300MHz receiving only
RH17	430MHz(70cm)	2.15dBi	10W	17cm	12g	BNC-P	1/4λ, 300/450MHz for receiving
RH205	144MHz(2m)	—	—	134cm(full length), 23cm(retracted)10 stages	90g	BNC-P	5/8λ (full length),1/4λ (retracted),telescopic whip antenna


*Impedance:50Ω

Amateur radio antennas

**V/UHF
Hand Held
Antenna
(SMAP)(SMAJ)**



SRHF10 SRH805S SRH815S SRH36 SRH519 SRH701 SRH771 SRH779 SRH789 SRH999 SRH951S



SRH920 SRH103 SRH940 SRH1230 SRHF40A SRHF1439 SRJF40A SRJ77CA SRJF10 SRJ701A

Model	Frequency	Gain	Max. power rating	Length	Weight	Connector	Type
V/UHF Hand Held Antenna (SMAP)							
SRHF10	144/430MHz (2m/70cm)	—	6W	7.5cm	20g	SMA-P	1/4λ, Air band/150/300/450/800/900MHz receiving only
SRH805S	144/430/1200MHz(2m/70cm/23cm)	—	10W	4.5cm	15g	SMA-P	1/4λ,120/150/300/450/800/900MHz for receiving only
SRH815S	144/430/1200MHz(2m/70cm/23cm)	2.15dBi(1200MHz)	6W	15cm	10g	SMA-P	1/4λ(144/430MHz), 1/2λ(1200MHz), 120/150/300/450/800/900MHz for receiving only
SRH36	144/430MHz(2m/70cm)	2.15dBi	10W	36cm	15g	SMA-P	1/4λ(144MHz), 1/2λ radialless(430MHz), 120/150/300/450/800MHz for receiving only, super flexible alloy element
SRH519	144/430MHz(2m/70cm)	—	10W	21cm	9g	SMA-P	1/4λ(144/430MHz), 120/150/300/450/800MHz for receiving only
SRH701	144/430MHz(2m/70cm)	—	10W	21cm	26g	SMA-P	1/4λ(144/430MHz),120/150/300/450/900MHz for receiving only
SRH771	144/430MHz(2m/70cm)	—	10W	40cm	38g	SMA-P	1/4λ(144/430MHz), 1/2λ (430MHz), 120/150/300/450/900MHz for receiving only
SRH779	144/430MHz(2m/70cm)	2.15dBi(430MHz)	10W	44cm(full length), 16cm(retracted) 8 stages	38g	SMA-P	1/4λ(144MHz), 1/2λ (430MHz), FM/120/150/300/450/800/900MHz for receiving only
SRH789	95MHz to 1100MHz	2.15dBi(430MHz)	10W	80.5cm(full length), 20cm(retracted) 6 stages	29g	SMA-P	1/4λ(144MHz), 1/2λ (430MHz), 1/4λ(95 to 300MHz), 5/8λ (300 to 1100MHz), AM/FM receiving(at full length)
SRH999	50/144/430/1200MHz(6m/2m/70cm/23cm)	2.15dBi(95 to 300MHz), 2.25dBi(300 to 1100MHz)	10W	50cm	55g	SMA-P	1/4λ(144/430MHz), 1/2λ(430MHz), 2x5/8λ(1200MHz), FM/Air band/150/300/450/900MHz receiving only
SRH951S	144/430/1200MHz(2m/70cm/23cm)	2.15dBi (430MHz), 5.5dBi (1200MHz)	10W	35cm	33g	SMA-P	1/4λ(50/144MHz), 1/2λ(430MHz), AM/FM/120/150/300/450/800/900MHz receiving only
SRH920	50/144/430MHz(6m/2m/70cm)	2.15dBi	10W	45cm	44g	SMA-P	1/4λ, 120/150/300/450/800/900MHz Receiving only
SRH103	120/300MHz receiving only	—	—	4.5cm	15g	SMA-P	1/4λ
SRH940	50/144/430MHz(6m/2m/70cm)	2.15dBi	10W	45cm	44g	SMA-P	1/4λ(50/144MHz), 1/2λ(430MHz), AM/FM/Air band/150/300/450/900MHz receiving only
SRH1230	120MHz/300MHz Air bands receiving only	2.15dBi(300MHz)	—	47cm	43g	SMA-P	1/4λ(120MHz), 1/2λ(300MHz)
SRHF40A	144/430MHz(2m/70cm)	2.15dBi(399MHz)	10W	40cm	40g	SMA-P	1/4λ(144MHz), 1/2λ radialless(430MHz), 120/150/300/450/900MHz receiving only
SRHF1439	139/399 receiving only	2.15dBi(430MHz)	—	40.5cm	40g	SMA-P	1/4λ(139MHz), 1/2λ(399MHz)
V/UHF Hand Held Antenna (SMAJ)							
SRJF40A	144/430MHz(2m/70cm)	2.15dBi(430MHz)	10W	40cm	40g	SMA-J	1/4λ(144MHz), 1/2λradialless (430MHz), 120/150/300/450/800/900MHz Receiving only
SRJ77CA	144/430MHz(2m/70cm)	—	10W	40.2cm	40g	SMA-J	1/4λ(144MHz), 1/2λradialless (430MHz), 120/150/300/450/800/900MHz Receiving only
SRJF10	144/430MHz(2m/70cm)	—	6W	7.2cm	18g	SMA-J	1/4λ, 120/150/300/450/800/900MHz Receiving only
SRJ701A	144/430MHz(2m/70cm)	—	10W	19cm	26g	SMA-J	1/4λ(144MHz), 1/2λradialless (430MHz), Air band/150/300/450/800/900MHz receiving only

*Impedance:50Ω



NOTE

M connector

Though M receptacle being use throughout antennas are identical in its outlook with conventional UHF type receptacle, its characteristic performance is almost the same as one in N type receptacle, it is highly recommended to use DIAMOND's genuine antenna brackets and connection cables to maintain maximum antenna performance,(Due to difference in their thread pitch, same so called UHF type connectors can not fit in our receptacle.)

DIAMOND ANTENNA CORPORATION

Miyata Building, No. 15-1,1-chome Sugamo, Toshima-ku Tokyo 170-0002, Japan.

Phone No.03-3947-1411 Fax No.03-3944-2981

<http://www.diamond-ant.co.jp/english.html> E-mail:overseas@diamond-ant.co.jp

Import i and distribution in Central and Eastern Europe:

PTH PRO-FIT

ul. Puzskina 80, 92-516 Lodz, POLAND

tel. (+48 42) 649 28 28, mobile: +48 601 64 67 67

internet: inRADIO.pl, e-mail: biuro@inradio.pl

The information in this catalog is current in September.2016,and it is subject to change in order to improve and design without prior notice. Printed in Japan 2016/09