

## Practical Dual Bander with Optional Bluetooth® Headset



### VHF/VHF, UHF/UHF Simultaneous Receive

The IC-2730E provides VHF/VHF, UHF/UHF simultaneous receive capability as well as VHF/UHF receive. Main dials, volume, squelch knobs and primal buttons are symmetrically laid out for each band.

### Optional VS-3 Bluetooth® Headset

The optional VS-3 Bluetooth® headset can wirelessly control the IC-2730E with three programmable keys and a PTT button. It also provides VOX operation for hands-free communication.

\* Optional UT-133/A Bluetooth® unit must be installed in the IC-2730E.



▲ Optional VS-3 Bluetooth® headset

### Easy-to-See Large White Backlit LCD

The display size of the IC-2730E is 1.5 times larger than its predecessor, the IC-2725E. Frequency display and channel names are larger, and the white backlit provides higher contrast.

### Easy Controller Mounting with the Optional MBF-1

The combination of the optional MBF-1 suction cup mounting base and MBA-5 controller bracket provides easy tilt and swivel adjustments. The large suction cup can be mounted on flat surfaces and can be removed easily.



▲ Photo includes optional MBF-1 and MBA-5

## 50W of output on VHF and UHF

The IC-2730E employs a durable PA module and delivers 50 watts of high power operation on both VHF and UHF bands.

## Built-in 50 CTCSS and 104 DTCS tones with Split Tone Function

The CTCSS and DTCS tones are built-in for quiet stand-by and repeater access. The split tone function allows you to set CTCSS/DTCS tones separately for repeater uplink and downlink on a per channel basis.

## Controller Attachment to the Main Unit with Optional MBA-4

With the optional MBA-4 combination bracket, the controller can be attached to the main unit. The microphone jacks are mounted on both the controller and main unit.

## Wideband Receiver

The IC-2730E covers 118–174 and 375–550MHz\*. You will be able to listen to aviation, marine channels and other utility communications.

\* Receiver range differs depending on version.

## And More...

- Remote control microphone, HM-207
- Optional active noise canceling microphone, HM-209
- CS-2730 free download PC programming software
- Versatile scanning capability
- Squelch delay and squelch attenuator
- Sub band auto mute function
- Sub band busy beep function
- Auto power off
- Time-out-timer
- 16 DTMF auto dial memories
- CI-V remote control capability (through the OPC-478UC)

## SPECIFICATIONS

GENERAL		
Frequency coverage		
Version	Transmit	Receive
EUR	144–146, 430–440MHz	118–174, 375–550MHz*
ITR	144–146, 430–434, 435–438MHz	118–136.991, 144–146, 430–434, 435–438MHz*
* Guaranteed range is same as transmit range.		
No. of memory channels	1052 channels (including 50 scan edges and 2 Call)	
Type of emission	F2D, F3E (FM, FM-N)	
Frequency stability	±2.5ppm	
Power supply requirement	13.8V DC ±15%	
Current drain	Tx	13A
(approximate)	Rx	1.8A/1.2A (Max. audio/Stand-by)
Antenna impedance	50Ω (SO-239)	
Operating temperature range	-10°C to +60°C	
Dimensions	Main unit	150×40×151 mm
(W×H×D)	Controller	150×50×27.2 mm
Projections are not included.)		
Weight (approx.)	Main unit	1.2 kg
	Controller	140 g

TRANSMITTER		
Output power (at 13.8V DC)	50W, 15W, 5W	
Max. frequency deviation	±5.0kHz/±2.5kHz (W/N)	
Spurious emissions	Less than -60dBc	
Microphone impedance	600Ω (8-pin modular)	
RECEIVER		
Intermediate frequencies	A band	38.85MHz/450kHz
	B band	46.35MHz/450kHz
Sensitivity (at 12dB SINAD)	Less than 0.18μV	
Selectivity	More than 60dB/55dB (W/N)	
Spurious response rejection	A band	More than 60dB/55dB (V/U)
	B band	More than 60dB/60dB (V/U)
Audio output power	More than 2W (10% dist. 8Ω)	
External speaker connector	2 conductor 3.5 (d) mm (1/8")/8Ω	

Receiver sensitivity			(Not guaranteed, for your reference only)
FM/FM-N (12dB SINAD)*			
137–159.995MHz	0.32μV	160–174.000MHz	0.56μV
375–399.995MHz	0.56μV	400–499.995MHz	0.32μV
500–550.000MHz	0.56μV		
AM/AM-N (10dB S/N)		118–136.991MHz	1μV

\* Except amateur bands. Less than

All stated specifications are subject to change without notice or obligation.

Supplied Accessories	
• Hand microphone, HM-207	• Controller cable
• Microphone hanger	• DC power cable
	• Spare fuses












## Applicable U.S. Military Specifications

Standard	MIL 810G	
	Method	Procedure
High Temperature	501.5	I, II
Low Temperature	502.5	I, II
Vibration	514.6	I
Shock	516.6	I, IV

Also meets equivalent MIL-STD-810-C, -D -E and -F.

## OPTIONS

Some options may not be available in some countries. Please ask your dealer for details.

<b>NOISE CANCELING MICROPHONE</b>  <b>HM-209</b>	<b>HAND MICROPHONES</b>  <b>HM-207 HM-154</b>	<b>EXTERNAL SPEAKERS</b>  <b>SP-35: 2m cable</b> <b>SP-35L: 6m cable</b> <b>SP-30</b> 4 inch (102.5mm) diameter speaker	<b>Bluetooth® UNIT &amp; Bluetooth® HEADSET</b>  <b>UT-133/A</b> <b>VS-3</b> Use with UT-133/A in a pair	<b>MOUNTING BRACKET</b>  <b>MBF-4</b> For mounting the main unit.	<b>MOUNTING BASE &amp; CONTROLLER BRACKET</b>  <b>MBF-1</b> Suction cup mounting base. MBA-5 is required.
<b>COMBINATION BRACKET</b>  <b>MBA-4</b> For attaching the controller to the main unit.	<b>CONTROLLER EXTENSION CABLE</b>  <b>OPC-1156</b> 3.5m (11.4ft) cable. A modular connector is supplied.	<b>MICROPHONE ADAPTER CABLE</b>  <b>OPC-589</b> For use with an 8-pin microphone	<b>MICROPHONE EXTENSION CABLES</b>  <b>OPC-440: 5m (16.4ft)</b> <b>OPC-647: 2.5m (8.2ft)</b>	<b>PROGRAMMING CABLE</b>  <b>OPC-478UC: USB type cable</b> for use with the CS-2730.	<b>• CS-2730 PROGRAMMING SOFTWARE</b> Free downloadable programming software. Download from <a href="http://www.icom.co.jp/world/support/index.html">http://www.icom.co.jp/world/support/index.html</a>



The "3D GENUINE Icom label" is attached to the bottom of the main unit. Check the Icom website for details: <http://www.icom.co.jp/world/genuine-info/>

Icom, Icom Inc. and Icom logo are registered trademarks of Icom Incorporated (Japan) in Japan, the United States, the United Kingdom, Germany, France, Spain, Russia, Australia, New Zealand and/or other countries. The Bluetooth® word mark and logos are registered trademarks owned by Bluetooth SIG, Inc. and any use of such marks by Icom Inc. is under license. All other trademarks are the properties of their respective holders.

**Icom Inc.** 1-1-32, Kami-minami, Hirano-Ku, Osaka 547-0003, Japan Phone: +81 (06) 6793 5302 Fax: +81 (06) 6793 0013

[www.icom.co.jp/world](http://www.icom.co.jp/world)

**Count on us!**

**Icom America Inc.**  
 12421 Willows Road NE,  
 Kirkland, WA 98034, U.S.A.  
 Phone: +1 (425) 454-8155  
 Fax: +1 (425) 454-1509  
 E-mail: [sales@icomamerica.com](mailto:sales@icomamerica.com)  
 URL: <http://www.icomamerica.com>

**Icom (Europe) GmbH**  
 Communication Equipment  
 Auf der Krautweide 24  
 65812 Bad Soden am Taunus, Germany  
 Phone: +49 (6196) 76685-0  
 Fax: +49 (6196) 76685-50  
 E-mail: [info@icom-europe.com](mailto:info@icom-europe.com)  
 URL: <http://www.icomeurope.com>

**Icom France s.a.s.**  
 Zac de la Plaine,  
 1 Rue Brindejonc des Moulinais, BP 45804,  
 31505 Toulouse Cedex 5, France  
 Phone: +33 (5) 61 36 03 03  
 Fax: +33 (5) 61 36 03 00  
 E-mail: [icom@icom-france.com](mailto:icom@icom-france.com)  
 URL: <http://www.icom-france.com>

**Asia Icom Inc.**  
 6F No. 68, Sec. 1 Cheng-Teh Road,  
 Taipei, Taiwan, R.O.C.  
 Phone: +886 (02) 2559 1899  
 Fax: +886 (02) 2559 1874  
 E-mail: [sales@asia-icom.com](mailto:sales@asia-icom.com)  
 URL: <http://www.asia-icom.com>

Your local distributor/dealer:

**Icom Canada**  
 Glenwood Centre #150-6165  
 Highway 17A, Delta, B.C.,  
 V4K 5B8, Canada  
 Phone: +1 (604) 952-4266  
 Fax: +1 (604) 952-0090  
 E-mail: [info@icomcanada.com](mailto:info@icomcanada.com)  
 URL: <http://www.icomcanada.com>

**Icom Spain S.L.**  
 Ctra. Rubi, No. 88 "Edificio Can Castanyer"  
 Bajos A 08174, Sant Cugat del Valles,  
 Barcelona, Spain  
 Phone: +34 (93) 590 26 70  
 Fax: +34 (93) 589 04 46  
 E-mail: [icom@icomspain.com](mailto:icom@icomspain.com)  
 URL: <http://www.icomspain.com>

**Icom (Australia) Pty. Ltd.**  
 Unit 1 / 103 Garden Road,  
 Clayton, VIC 3168 Australia  
 Phone: +61 (03) 9549 7500  
 Fax: +61 (03) 9549 7505  
 E-mail: [sales@icom.net.au](mailto:sales@icom.net.au)  
 URL: <http://www.icom.net.au>

**Shanghai Icom Ltd.**  
 No.101, Building 9, Caifuxingyuan Park,  
 No.188 Maoting Road, Chedun Town,  
 Songjiang District, Shanghai, 201611, China  
 Phone: +86 (021) 6153 2768  
 Fax: +86 (021) 5765 9987  
 E-mail: [bjicom@bjicom.com](mailto:bjicom@bjicom.com)  
 URL: <http://www.bjicom.com>

**Icom Brazil**  
 Rua Itororó, 444 Padre Eustáquio  
 Belo Horizonte MG,  
 CEP: 30720-450, Brazil  
 Phone: +55 (31) 3582 8847  
 Fax: +55 (31) 3582 8987  
 E-mail: [sales@icombrasil.com](mailto:sales@icombrasil.com)

**Icom (UK) Ltd.**  
 Blacksole House, Altira Park,  
 Herne Bay, Kent, CT6 6GZ, U.K.  
 Phone: +44 (0) 1227 741741  
 Fax: +44 (0) 1227 741742  
 E-mail: [info@icomuk.co.uk](mailto:info@icomuk.co.uk)  
 URL: <http://www.icomuk.co.uk>

**Icom New Zealand**  
 39C Rennie Drive, Airport Oaks,  
 Auckland, New Zealand  
 Phone: +64 (09) 274 4062  
 Fax: +64 (09) 274 4708  
 E-mail: [inquiries@icom.co.nz](mailto:inquiries@icom.co.nz)  
 URL: <http://www.icom.co.nz>