

SPECIFICATIONS

GENERAL	
Frequency range	Tx 156.025–161.600 MHz Rx 156.050–163.275 MHz CH70 156.525 MHz AIS1, 2 161.975, 162.025 MHz
Usable channels	USA, CAN, INT, WX channels
Type of emission	16K0G3E (FM), 16K0G2B (DSC)
Power supply requirement	13.8 V DC (11.7–15.9 V DC)
Current drain	Tx 25 W output 6.0 A Rx Max. audio 8.0 A
Operating temperature range	–20°C to +60°C; –4°F to +140°F
Antenna impedance	50 Ω (SO-239)
Weight (approximately)	1.5 kg; 3.3 lb
TRANSMITTER	
Output power (at 13.8 V DC)	25 W, 1 W
Max. frequency deviation	±5 kHz
Frequency tolerance	±5 ppm
Spurious emissions	Less than –70 dBc (at 25 W)
Residual modulation	More than 40 dB
Adjacent channel power	More than 70 dB
RECEIVER	
Intermediate frequency	30.15 MHz, 450 kHz (1st/2nd) CH70 21.70 MHz, 450 kHz (1st/2nd)
Sensitivity (at 12 dB SINAD)	0.22 μV typical CH70 (1% BER) 0.71 μV emf typical
Adjacent channel selectivity	More than 80 dB CH70 (1% BER) More than 80 dBμ emf
Spurious response	More than 77 dB CH70 (1% BER) More than 73 dBμ emf
Intermodulation	More than 80 dB CH70 (1% BER) More than 73 dBμ emf
Hum and noise	More than 40 dB
Audio output power	More than 15 W with a 4 Ω external speaker (at 10% distortion)

Measurements made in accordance with TIA/EIA 603 and IEC 62238. All stated specifications are subject to change without notice or obligation.

Applicable U.S. Military Specifications

Standard	Method	Procedure
Low Pressure	500.5	I, II
High Temperature	501.5	I, II
Low Temperature	502.5	I, II
Temperature Shock	503.5	I-C
Solar Radiation	505.5	I
Rain	506.5	I, III
Humidity	507.5	II
Salt Fog	509.5	–
Dust Blowing	510.5	I
Immersion	512.5	I
Vibration	514.6	I
Shock	516.6	I, IV

Also meets equivalent MIL-STD-810-C, -D, -E and -F.

Applicable IP Rating

Ingress Protection Standard	Water
	IPX8 (1 m depth water for 60 minutes)

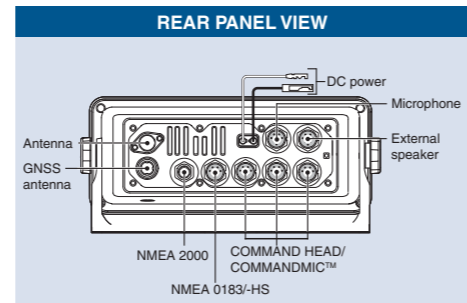
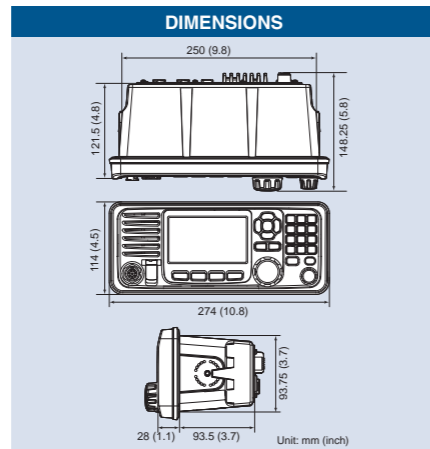
Supplied accessories:

- Speaker microphone, HM-205RB • GNSS antenna, UX-241
- Microphone hanger • DC power cable • Mounting bracket kit
- Conversion cable, OPC-2384* * Not supplied depending on version.

OPTIONS

Some options may not be available in some countries. Please ask your dealer for details.

<p>COMMANDMIC™</p> <p>HM-195GB (Black) HM-195GW (White)</p>	<p>Supplied accessories</p> <ul style="list-style-type: none"> • OPC-1540, 6.1 m (20 ft) cable • Microphone hanger • Mounting base for connector * Amber backlit COMMANDMIC, HM-195B/SW are also available. 	<p>CONVERSION CABLE</p> <p>OPC-2384 12-pin to 8-pin. Required for COMMANDMIC™.</p>	<p>EXTENSION CABLE</p> <p>OPC-1541 6.1 m (20 ft). Up to two cables available.</p>									
<p>COMMAND HEAD™</p> <p>RC-M600 IPX8 submersible (1 m depth of water for 60 min.).</p>	<p>Supplied accessories</p> <ul style="list-style-type: none"> • OPC-2383, 10 m (32.8 ft) cable • Speaker microphone, HM-205RB • DC power cable • MIC hanger • Mobile bracket kit 	<p>EXTENSION CABLE</p> <p>OPC-2377 10 m (32.8 ft). Up to four cables available.</p>										
<p>HORN SPEAKER</p> <p>SP-37</p>	<p>VOICE SCRAMBLER UNIT</p> <p>UT-112</p>	<p>FLUSH MOUNT KITS</p> <p>MB-75 MB-132</p>	<p>AIS RECEIVER UNIT</p> <p>UX-251 Already installed, depending on version.</p>	<p>GNSS ANTENNA</p> <p>UX-241 Same as supplied.</p>								
<p>SPEAKER-MICROPHONE</p> <p>HM-205RB Same as supplied.</p>	<p>CLASS B AIS TRANSPONDER</p> <p>MA-500TR For transmitting own vessel AIS information.</p>	<p>CABLES for COMMAND HEAD/COMMANDMIC™</p> <table border="1"> <thead> <tr> <th></th> <th>For connection</th> <th>For extension</th> </tr> </thead> <tbody> <tr> <td>RC-M600</td> <td>OPC-2383</td> <td>OPC-2377* (up to four cables)</td> </tr> <tr> <td>HM-195 series</td> <td>OPC-2384*, OPC-1540</td> <td>OPC-1541* (up to two cables)</td> </tr> </tbody> </table> <p>* Options. OPC-2384 is supplied depending on version.</p>			For connection	For extension	RC-M600	OPC-2383	OPC-2377* (up to four cables)	HM-195 series	OPC-2384*, OPC-1540	OPC-1541* (up to two cables)
	For connection	For extension										
RC-M600	OPC-2383	OPC-2377* (up to four cables)										
HM-195 series	OPC-2384*, OPC-1540	OPC-1541* (up to two cables)										



CONFIGURATION VARIATIONS

	AIS Receiver
IC-M605 AIS	Integrated AIS receiver
IC-M605	Not included (Optional UX-251 is required)

Icom, Icom Inc. and the Icom logo are registered trademarks of Icom Incorporated (Japan) in Japan, the United States, the United Kingdom, Germany, France, Spain, Russia, Australia, New Zealand and/or other countries. COMMANDMIC, COMMAND HEAD, AQUAQUAKE and MarineCommander are trademarks of Icom Inc. (Japan) in the United States. NMEA 2000 is a trademark of the National Maritime Electronics Association, Inc. All other trademarks are the properties of their respective holders.

Icom Inc. 1-1-32, Kamiminami, Hirano-Ku, Osaka 547-0003, Japan Phone: +81 (06) 6793 5302 Fax: +81 (06) 6793 0013 www.icom.co.jp/world **Count on us!**

Icom America Inc.

12421 Willows Road NE, Kirkland, WA 98034, U.S.A.
Phone: +1 (425) 454-8155
Fax: +1 (425) 454-1509
E-mail: sales@icomamerica.com
URL: <http://www.icomamerica.com>

Icom (Europe) GmbH

Communication Equipment
Auf der Krautweide 24
65812 Bad Soden am Taunus, Germany
Phone: +49 (6196) 76685-0
Fax: +49 (6196) 76685-50
E-mail: info@icomeurope.com
URL: <http://www.icomeurope.com>

Icom France s.a.s.

Zac de la Plaine,
1 Rue Brindejone des Moulinais, BP 45804,
31505 Toulouse Cedex 5, France
Phone: +33 (5) 61 36 03 03
Fax: +33 (5) 61 36 03 00
E-mail: icom@icom-france.com
URL: <http://www.icom-france.com>

Icom Canada

Glenwood Centre #150-6165
Highway 17A, Delta, B.C.,
V4K 5B8, Canada
Phone: +1 (604) 952-4266
Fax: +1 (604) 952-0090
E-mail: info@icomcanada.com
URL: <http://www.icomcanada.com>

Icom Spain S.L.

Ctra. Rubi, No. 88 "Edificio Can Castanyer"
Bajos A 08174, Sant Cugat del Valles,
Barcelona, Spain
Phone: +34 (93) 590 26 70
Fax: +34 (93) 589 04 46
E-mail: icom@icomspain.com
URL: <http://www.icomspain.com>

Icom (Australia) Pty. Ltd.

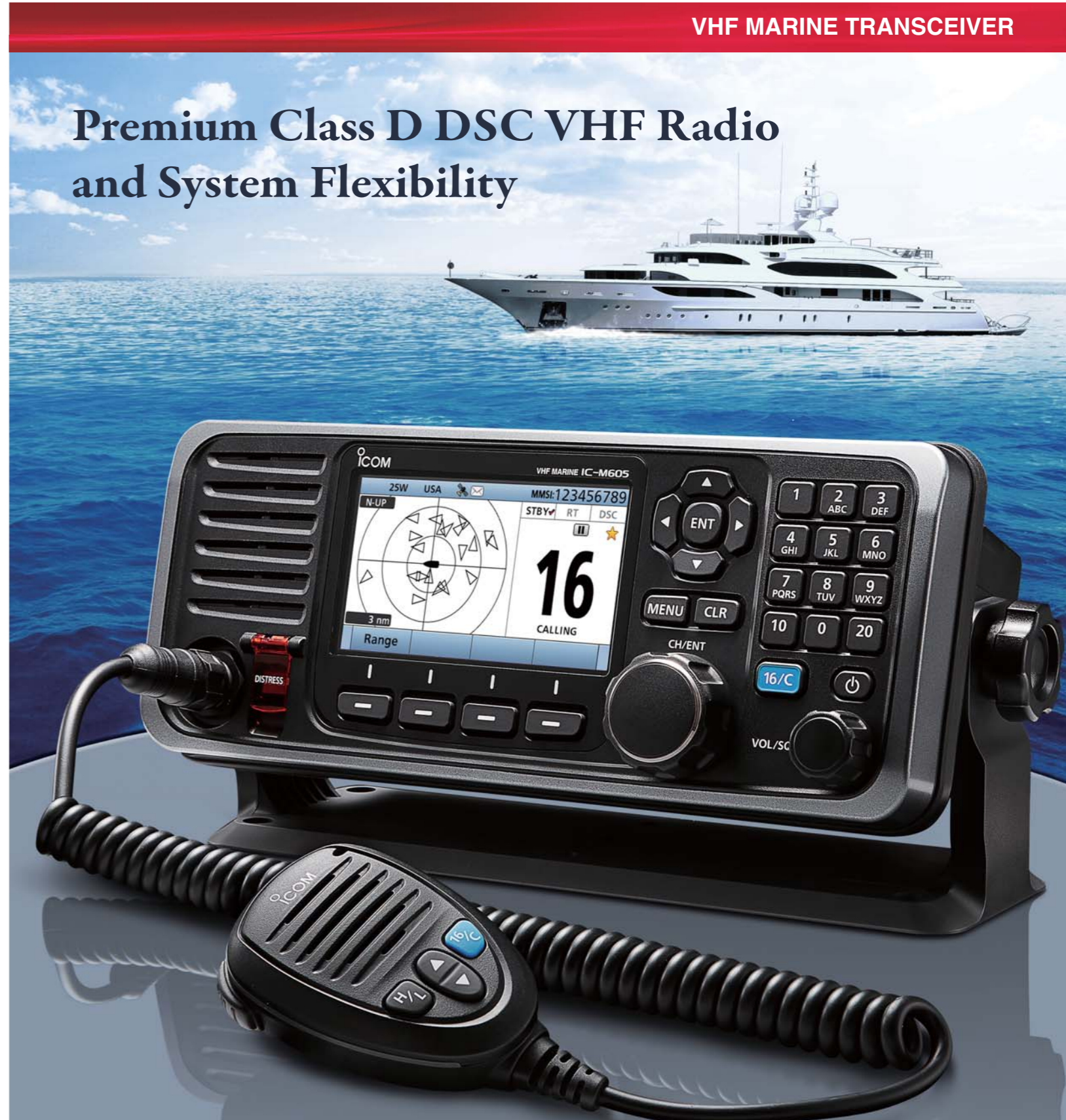
Unit 1 / 103 Garden Road,
Clayton, VIC 3168 Australia
Phone: +61 (03) 9549 7500
Fax: +61 (03) 9549 7505
E-mail: sales@icom.net.au
URL: <http://www.icom.net.au>

Icom Brazil

Rua Itororó, 444 Padre Eustáquio
Belo Horizonte MG,
CEP: 30720-450, Brazil
Phone: +55 (31) 3582 8847
Fax: +55 (31) 3582 8987
E-mail: sales@icombrazil.com

Icom (UK) Ltd.

Blacksola House, Altira Park,
Herne Bay, Kent, CT6 6GZ, U.K.
Phone: +44 (0) 1227 741741
Fax: +44 (0) 1227 741742
E-mail: info@icomuk.co.uk
URL: <http://www.icomuk.co.uk>



Premium Class D DSC VHF Radio and System Flexibility

VHF MARINE TRANSCEIVER

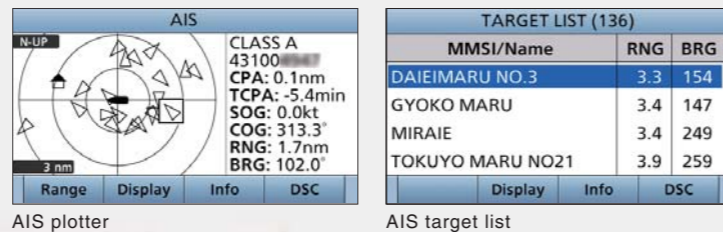
This VHF/AIS Radio Matches Your Boat in Performance, System Flexibility and User-Friendliness



Wide Viewing Angle 4.3-inch Color TFT LCD
First in its class, the color LCD provides nearly a 180 degree viewing angle. The 4.3-inch wide display has high resolution characters and function icons. The night mode screen provides the optimal viewing brightness for comfortable operation in the dark.



Integrated AIS* Receiver
With an integrated AIS receiver, the IC-M605 can show real-time AIS vessel traffic information on the display. The AIS combo screen enables you to monitor the AIS plotter during basic operation. You can directly call a selected AIS target from the AIS screen using an individual DSC call.
* An optional UX-251 AIS receiver unit is required, depending on version.



Intuitive User Interface
A combination of the directional keypad and soft keys provides simple operation. Most used functions are assigned to soft keys (at the bottom of the display) for quick one push function access. The large ten-key pad enables you to smoothly enter channel numbers, MMSI numbers with ID names and so on.

Class Leading Receiver Performance
A weak signal adjacent to a strong signal can be clearly received by the IC-M605. Its commercial grade receiver performance (selectivity and IMD: more than 80 dB) provides reliable communication at all times.

Active Noise Canceling
The Active Noise Canceling digitally removes background noise from both transmit and receive audio and provides clear communication in a noisy maritime environment.

Last Call Voice Recording
The last call voice recording function automatically saves up to two minutes of an incoming call. Don't miss any incoming messages.

Private Conversation
With an optional voice scrambler unit, UT-112, the IC-M605 provides 32 tone secure conversation. This function is useful when you want to share private information with consort ships.

Provides Clear, Loud Audio
The IC-M605's internal speaker enhances intelligibility of received calls. The waterproof, paper speaker-cone provides superior sound quality with a wide frequency range and a flat frequency response for powerful, yet clear audio.

Integrated GNSS Receiver
The GNSS (GPS, GLONASS and SBAS) receiver is integrated in the IC-M605. Position information can be simply received with connection to the supplied GNSS antenna with 5 m cable, UX-241.

30 W Two-Way Hailer and Automatic Foghorn
When connected to the optional horn speaker, SP-37, you can talk with crews on the deck or shore from the radio's microphone and can hear any reply via the horn speaker. Also available the RX hailer function and four patterns of automatic foghorn.

NMEA 2000™, NMEA 0183/-HS Connectivity
Using NMEA 2000™ connectivity, the radio can exchange GNSS, AIS reports, DSC call information data, radio frequency and PGN list data on the network. NMEA 0183/-HS GNSS position data can also be converted to NMEA 2000™ data for other equipment.

- And more**
- IPX8 submersible (1 m depth of water for 60 minutes)
 - Dual and Tri-watch functions
 - Weather channels with alert function
 - DSC Multi-task function
 - AquaQuake™ prevents audio degradation from a water-logged speaker
 - Instant-access button for Channel 16 and call channel
 - Supplied speaker microphone, HM-205RB can be connected to the rear panel
 - Compatible with the Icom's marine navigation system, MarineCommander™

VHF MARINE TRANSCEIVER IC-M605

